

# Director's Notes

## Introduction

Māui Unmasked has been written specifically for New Zealand primary/intermediate aged children to perform. In addition to the well-established benefits of participating in a drama/musical production, the children will also increase their knowledge and understanding of The Legends of Māui. The songs and script combine English and Te Reo Māori.

## Download files

Your download from the school musicals website includes the following resources:

- 10 demonstration/practise songs in MP3 format. Please note this version is not for use in performances.
- 10 practise songs with the melody played on piano (MP3 format)
- 10 backing tracks in WAVE format – this version is for use in performances. (WAVE files are higher quality than MP3) + backing track for Māui’s karakia (scene 9)
- Musical notation for the 10 song melodies. (This notation is provided as a reference for music teachers).
- Song lyrics.
- Large school script
- Small school script.
- Director’s notes
- The Māui Unmasked cover image.
- School Musicals logo (for use in promotions, programmes etc)

## Two Scripts

Your license includes two versions of the script. The story line and songs remain unchanged between the two versions. The main difference is the number of speaking parts built into the script.

The ‘large school’ script has been developed to allow over 90, one-line parts to be included in the musical (in addition to the 18 main characters). This version may have more appeal to schools with a large number of participants who want many children to have a speaking part.

The ‘small school’ script was developed for schools where the emphasis on speaking parts is concentrated on the main characters. In this script lines are concentrated between the existing main characters and two new ones. There is still considerable scope for additional participation of many children in this version through the dances and songs.

## Organisation of Groups

The musical has been designed to allow the participants to be divided into 9 groups:

1. The Legends,
2. The Kūmara Blues,
3. Ngā Kaihao ika (fishermen/women),
4. ‘Free Range’ Humans
5. Sun Tamers,
6. The Safety ‘Police’,

7. Mischief Makers,
8. Fire Dancers,
9. Rainbow Dancers.

Each of these groups participates in a single scene on stage, except in the last scene where everyone comes onto the stage for the final song (You're Not the Boss of Me). The number of children in each group is at the discretion of the Director, although at least 10 children are required in each group if the 'large school' script is being used. In smaller schools, children could participate in more than one group. Some broad age group suggestions follow.

Group	Age group suggestion
1. The Legends	Y5+
2. Kūmara Blues	Y3+
3. Ngā Kaihao ika	Y3+
4. 'Free Range' Humans	Y5+
5. Sun Tamers	Y1-2
6. The Safety 'Police'	Y1-4
7. The Mischief Makers	Y1+
8. Fire Dancers	Y4+
9. Rainbow Dancers	Y3+

## The Choirs – Positions for Groups

The musical is designed to utilise two separate choirs. In the first half of the show (scenes 1-5), the children in groups 6-9 form the choir, whilst groups 1-5 are participating in the scenes. In the second half of the show the groups swap over with groups 1-5 forming the choir while 6-9 participate in the scenes. Everyone comes onto the stage for scene 10.

### Grandstand set up – First Half of Show

Group	Line
The Safety 'Police'	1
Mischief Makers	2
Fire Dancers	3
Rainbow dancers	4

### Backstage positions for rest of groups – first half of show

Group	Position
The Legends	Scene 1
The Kumara Blues	Scene 2
Ngā Kaihao ika	Scene 3
'Free Range' Humans	Scene 4
Sun Tamers	Scene 5

### Grandstand set up – second half of show

Group	Line
The Legends	1
The Kumara Blues	2
Ngā Kaihao ika	3

'Free Range' Humans	4
Sun Tamers	5

### Backstage positions for rest of groups – Second Half of Show

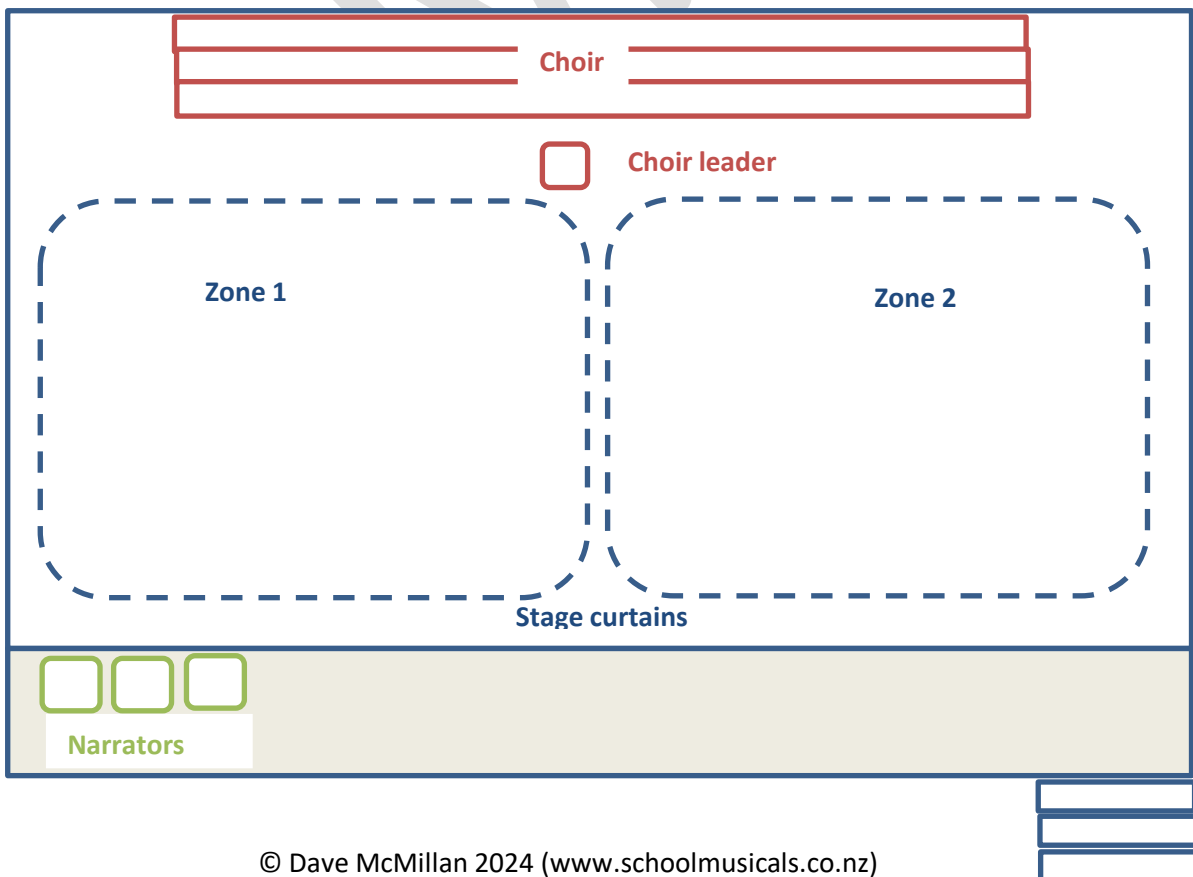
Group	Position
The Safety 'Police'	Scene 6
Mischief Makers	Scene 7
The Fire Dancers	Scene 8
The Rainbow Dancers	Scene 9

## Stage Set Up

As with all aspects of the musical, the staging is ultimately the Director's decision. Some general guidelines include:

- The narrators could be permanently staged to the side of the stage and in front of the curtains.
- The panel could be permanently to the side of zone 1 leaving the rest of the stage to be used for each scene
- The choir could be positioned at the back of the stage (in tiered seating).
- The stage could be segmented into two zones where required.
- At least one AV screen for PowerPoint slides.

Figure 1. Possible Stage Set-up



## Groups, Scenes, Songs

Scene	Group (# in group)	Song	Type of Item
1. Pōwhiri	The Legends	Our Stories Define Us	Song/dance
2. The Kūmara Patch	The Kūmara Blues	The Kūmara	Song/dance
3. Fishing Up Te Ika-a- Māui	Ngā kaihoa ika	Go Big or Go Home	Song/dance
4. Exercise Time	'Free Range' Humans	Dystopian Marathon	Song/dance
5. Longer Days	The Sun Tamers	Slow Down the Sun	Song/dance

Optional half time break

6. Stop Digging	The Safety 'Police'	Keep Your Underpants Clean	Song/dance
7. G.O.A.T.	The Mischief Makers	A Little Mischief	Song/dance
8. Fire Ban	The Fire Dancers	When the Fires Go Out	Song/dance
9. The Ultimate Prize	Rainbow Dancers	Live Forever	Song/dance
10. The Verdict	Everyone	You're Not the Boss of Me	Song/dance

## Song Parts

Name of song	Suggested Parts
Our Stories Define Us	<ul style="list-style-type: none"> <li>V1 &amp; 2– Panel and legends</li> <li>Choruses - everyone</li> </ul>
The Kūmara	<ul style="list-style-type: none"> <li>1<sup>st</sup> half of V1 Māui and Kūmara Blues</li> <li>2<sup>nd</sup> half of V1 onwards – everyone (except the panel)</li> </ul>
Go Big or Go Home	<ul style="list-style-type: none"> <li>V1 Māui and Kaihao Ika</li> <li>1<sup>st</sup> chorus onwards - everyone (except the panel)</li> </ul>
Dystopian Marathon	<ul style="list-style-type: none"> <li>V1 Free Range Humans</li> <li>1<sup>st</sup> chorus onwards - everyone (except the panel)</li> </ul>
Slow Down the Sun	<ul style="list-style-type: none"> <li>Everyone</li> </ul>

Optional half time

Name of song	Suggested Parts
Keep Your Underpants Clean	<ul style="list-style-type: none"> <li>V1 – The Panel</li> <li>1<sup>st</sup> chorus onwards – everyone (except Māui)</li> </ul>
A Little Mischief	<ul style="list-style-type: none"> <li>V1 and 1<sup>st</sup> Chorus Martha and the Mischief Makers</li> <li>V2 onwards – everyone (except the panel and Māui)</li> </ul>
When the Fires Go Out	<ul style="list-style-type: none"> <li>V1 Māui and the Fire Dancers</li> <li>1<sup>st</sup> chorus onwards – everyone (except panel)</li> </ul>
Live Forever	<ul style="list-style-type: none"> <li>V1 – Māui and the Rainbow Dancers</li> <li>1<sup>st</sup> chorus onwards – everyone (except the panel)</li> </ul>
You're Not the Boss of Me	<ul style="list-style-type: none"> <li>Everyone (except the panel)</li> </ul>



## Learning the Songs

Resources:

There are a number of resources in your download files to help your students learn and perform the songs.

- Song Lyrics
- Notation
- Demo practise songs
- Practise songs – melody on piano
- Performance songs (MP3)
- Performance songs (WAVE)

### ***Song Lyrics***

The lyrics are available in a separate file to either print out or display on a data projector.

### ***Notation***

The songs are available with the melody and lyrics notated. However, the songs can easily be taught using the practise tracks. The notation is provided as an additional resource to teachers.

### ***Demo Practise Songs***

We suggest that the children initially learn the songs by singing along with the demo track which has an accompanying voice. Once they can sing along with the demo track, it should be possible to move on directly to the performance backing track.

### ***Practise Songs – Melody on Piano***

Some children find the transition from singing with a vocal to no accompanying vocal challenging. If this is the case, they might find it easier to use the practise tracks with the melody played on the piano. This can be an effective method to support the transition to singing the melody without a guiding vocal.

### ***Performance Songs – MP3***

These tracks are intended to be used to practise the songs for the actual performance (i.e. there is no vocal guise or melody guide on the piano. The MP3 format is of suitable quality for practises, but it is not recommended for the actual performances.

### ***Performance Songs – WAVE***

These tracks are intended for use in the actual performance. WAV files are high quality renderings of the songs.

## Main Characters

Name	Brief description	Scenes
Māui Tikitiki (Māui)	The main character of the musical. Māui is a legendary demi-god. He is a courageous and fearless leader who seeks to improve people's lives. He is also completely misunderstood by The Panel who value safety above all else.	2, 3, 4, 5, 6, 7, 8, 9, 10
Mahuika (Goddess of Fire)	Mahuika is Māui's aunty. He tricked her into giving away her fire. Every time she looks at her burnt out fingernails, she is confronted by what Māui did. In time she has 'forgiven but not forgotten' this trickery. Mahuika is joint narrator.	2, 3, 5, 6, 8, 9, 10
Muri-rangi-whenua (Muri)	Muri is Māui's grandfather. Muri was tricked into giving up his magic jawbone by Māui. Muri is elderly and very wise.	2, 3, 5, 6, 8, 9, 10
Ruaki	Ruaki is Muri's very naughty dog. He is not well trained and has created enemies in his neighbourhood because he is always stealing soft toys and slippers. Muri loves Ruaki despite his obvious faults.	2, 3, 5, 6, 8, 9, 10
Lady Sarah Snuffleton-Penny-Fairweather (Lady Sarah)	Lady Sarah chairs the panel bought together to evaluate Māui's legends. She speaks with an upper class English accent, but she is actually an android. In addition to her role on the Panel she is also a Director of the Company that runs the independent lifestyle pods.	1, 2, 3, 4, 5, 6, 7, 8, 9, 10
Lord Mortimer Snuffleton-Penny-Fairweather (Lord Mortimer)	Lord Mortimer hides his enormous wealth, greed and power, behind a veil as a fumbling upper class gentleman. He is a very well disguised android.	1, 2, 3, 4, 5, 6, 7, 8, 9, 10
Karen McSweeney	Dour and humourless, Karen's power is derived from her maniacal focus on eliminating risk from the people living in the independent lifestyle pods. She is the antithesis of Māui. Karen is an android.	1, 2, 3, 4, 5, 6, 7, 8, 9, 10
Rupert Marsh	Easily the least competent and committed member of the panel. Rupert is in charge of researching for the panel. He is addicted to gaming and is forever surreptitiously gaming when he is supposed to be working. He is an android.	1, 2, 3, 4, 5, 6, 7, 8, 9, 10
Nan Tuckett	Nan is very elderly and spends a good deal of the day taking power naps. To the rest of the panel, she appears from a bygone era (which she actually is). Castor oil solves all health problems and her	1, 2, 3, 4, 5, 6, 7, 8, 9, 10





	homemade 'Weather's originals' boiled sweets are the answer to any emotional upsets. She is the only member of the panel who is human.	
Martha Mischief	Martha is the leader of her gang of mischief makers. She reveres Māui as the G.O.A.T. mischief maker. She loves doing pranks.	7, 8, 10
Te Rā	Te Rā is stubborn and set in his/her ways. He doesn't like change and complains whenever possible.	5, 10
Hine nui-te-po (Goddess of Death)	Fearsome, angry and unforgiving. She takes her role as Goddess of Death very seriously! Will need a black cloak to envelop Māui (to signify his death).	9, 10
Hina	Hina is Māui's sister. Her intuition tells her that something is not right with the members of the panel. She is relentless in her efforts to preserve Māui's legacy.	6, 9, 10
(Māui) Taha	One of Māui's brothers. Does not want to follow Māui's plans. Often uses the side eye' to show his displeasure. As with all of the brothers, Taha is jealous of Māui.	3, 10
(Māui) Roto	One of Māui's brothers. Very quiet and reserved.	3, 10
(Māui) Pae	One of Māui's brothers. Does not like adventure. Always worried about 'what might be just over the horizon'	3, 10
(Māui) Waho	One of Māui's brothers. Enjoys being outdoors and adventuring so long as it's not too dangerous.	3, 10
Andy01	A very old fashioned robot in charge of exercising the free range humans.	4
Sam (Small school version only)	The quasi leader of the Free Range Human group. Dressed in standard 'Free Range Human' costume of disposable clothes.	4,10
Robin Hood (Small school version only)	Traditional Robin Hood attire.	1,10





#### Additional Characters in the Small School Script



Name	Brief Description	Scenes
Sam	The leader of the Free Range Humans	4,10
Robin Hood	Famous for stealing from the rich to give to the poor.	1,10



## Stage Props

Scene	Props
1. The Story So Far	<ul style="list-style-type: none"> <li>• iStock slide (optional)</li> </ul>  <ul style="list-style-type: none"> <li>• Desk top name tags for the panel</li> <li>• DVD and case (of Moana)</li> <li>• Manila file for Jack and the Beanstalk</li> <li>• Manila file (for Māui)</li> <li>• W.O.K.E. banner</li> <li>• Jewels and treasures for Robin Hood to steal</li> <li>• Phone camera (for Rupert to take photos of Lady Sarah and Lord Mortimer with the legends)</li> <li>• Castor oil (Nan)</li> <li>• Homemade Werther's Originals (Nan)</li> </ul>
2. The Kūmara Patch	<ul style="list-style-type: none"> <li>• iStock slide (optional)</li> </ul>  <ul style="list-style-type: none"> <li>• Tablet (Karen)</li> <li>• Magic jawbone</li> <li>• Box for storing jawbone by Panel</li> <li>• Gaming console (Rupert)</li> <li>• DVD of Moana (Rupert)</li> </ul>
3. Fishing up Te Ika-a-Māui	<ul style="list-style-type: none"> <li>• iStock slide (optional)</li> </ul>  <ul style="list-style-type: none"> <li>• Waka and paddles</li> <li>• Fishing lines</li> <li>• Fake blood (for Māui)</li> <li>• Jawbone</li> <li>• Large flat fish</li> </ul>
4. Exercise Time	<ul style="list-style-type: none"> <li>• iStock slide (optional)</li> </ul>  <ul style="list-style-type: none"> <li>• Clipboard (Karen)</li> <li>• Lifestyle Pod (Armchair in a big box with Lady Sarah's quotes on the wall)</li> <li>• Slipper in pod (for Ruaki to steal)</li> <li>• Gaming console (Rupert)</li> <li>• Note (given to Māui by Free Range Human)</li> </ul>

	<ul style="list-style-type: none"> <li>• Slides of 'life as it used to be' (shown during song)</li> <li>• Raygun (Lord Mortimer)</li> </ul>
5. Longer Days	<ul style="list-style-type: none"> <li>• iStock slide (optional)</li> </ul>  <ul style="list-style-type: none"> <li>• Note (given to Māui in scene 4)</li> <li>• Gaming Console (Rupert)</li> <li>• Tablet (Rupert)</li> <li>• Flax ropes</li> <li>• Wall made of cardboard boxes</li> </ul>
6. Stop Digging	<ul style="list-style-type: none"> <li>• iStock slide (optional)</li> </ul>  <ul style="list-style-type: none"> <li>• Handbag (Nan)</li> <li>• Homemade Werther's Originals (Nan)</li> <li>• Scroll (Karen)</li> <li>• Stack of Paper (violation notices) – large school version only.</li> </ul>
7. GOAT	<ul style="list-style-type: none"> <li>• iStock slide (optional)</li> </ul>  <ul style="list-style-type: none"> <li>• Gaming Console (Rupert)</li> <li>• Electric hand buzzers (don't have to be real)</li> <li>• Fake dog poo</li> <li>• Whoopee cushions</li> <li>• Fake arrow through head (Mischief Maker 3) - large school script only</li> <li>• Handbag (Lady Sarah)</li> <li>• Disinfectant wipes (Lady Sarah)</li> </ul>
8. What Happens When the Fires Go Out	<ul style="list-style-type: none"> <li>• iStock slide (optional)</li> </ul>  <ul style="list-style-type: none"> <li>• Soft toy (Ruaki)</li> <li>• Fire</li> <li>• Tool to put water on fire (Māui)</li> <li>• Flaming nails (Mahuika)</li> </ul>

	<ul style="list-style-type: none"> <li>• Kaikamako Tree</li> <li>• Castor Oil (Nan)</li> </ul>
9. The Ultimate Prize	<ul style="list-style-type: none"> <li>• iStock slide (optional)</li> </ul>  <ul style="list-style-type: none"> <li>• Leopard skin slippers (Ruaki)</li> <li>• Flip top mobile phone (Muri)</li> <li>• Heap of soft toys, slippers and shoes (Ruaki)</li> <li>• Handbag (Nan)</li> <li>• Homemade Werther's Originals (Nan)</li> <li>• Castor Oil (Nan)</li> <li>• Sausages for Ruaki (Muri)</li> <li>• Written note (Hina)</li> <li>• Sleeping pills jar (Lady Sarah)</li> </ul>
10. The Verdict	<ul style="list-style-type: none"> <li>• iStock slide (optional)</li> </ul>  <ul style="list-style-type: none"> <li>• Foot kill switch (Karen)</li> <li>• Jawbone</li> <li>• Wooden box</li> <li>• Note (Hina)</li> <li>• Dog treat (Mahuika)</li> </ul>

## Epilogue Slides.

The epilogue slides are shown at the end of the show. They should each be a separate slide.

e.g. Slide 9.

**Ruaki**

Ruaki attends regular obedience training sessions in an effort to overcome his addiction to stealing slippers and soft toys. It is brilliantly successful!

No just kidding – he takes all the bribes of doggy treats but carries on his stealing ways.



## Choreography Suggestions

The choreography of each scene is at the director's discretion. What follows are some suggestions of possible movements in each of the songs.

Song	Choreography Suggestions
Our Stories Define Us	In each verse the actors match the lyrics e.g. 'Robin Hood taking from the rich'. In the choruses, the legends could form a ring and then change places to mimic the motion of a kaleidoscope.
The Kūmara	The Kūmara Blues could form a Blues Band (guitar, bass, drums and singer) which perform for the rest of the Kumara Blues to dance to. The actual dance could be a 'traditional' blues dance such as the 'cake walk'
Go Big or Go Home	Māui and the Kaihao Ika are the main focus of this dance with Māui's brother's being drawn reluctantly into any interaction. The 1 <sup>st</sup> verse could be sung to Māui's brothers (who cower and hide in the back of the waka). In the pre-chorus the attention turns to Māui and his vision for the future. The chorus is carried as much by the Kaihao Ika as Māui. It could include making fun of the brothers' small ambitions (e.g. getting them to catch a sprat sized fish) while Māui and the Kaihao Ika land massive fish. It could even be turned into a fishing competition with Māui winning, the Kaihao Ika finishing runner up and the brothers receiving a 'participation' award.
Dystopian Marathon	<p>This song is fundamentally a cry for help to escape the futility of 'pod' living. The 'free range humans' should look and behave as if any passion for life has been drained out of them by the way they are 'forced' to live. In essence they have lost the characteristics of adventurism, curiosity, and creativity through their 'safe' lives.</p> <p>The verse actions could mimic the lyrics e.g. in verse 1 a 'free range human' could be shown living in the pod. In verse 2 the focus on being safe from 'the bogeyman' can be emphasized.</p> <p>The chorus is a message of feeling trapped in an endless empty existence.</p> <p>During the instrumental photos of how humans used to live could be projected onto the screen (children swimming at the beach, riding bikes, having a snowball fight etc). The 'free range humans' could experience some freedom in this part of the song.</p>
Slow Down the Sun	<p>The core message of this song is that by making the days longer, life for people will improve.</p> <p>Te Rā is the central focus in this song. He is stubborn and something of a complainer. He does not give in easily. The verse actions could mimic the lyrics, while the chorus is all about taming and slowing the sun .</p>
Keep Your Underpants Clean	Karen and the Safety 'police' set the tone of this song through their over emphasis of the danger of taking any risk (which is actually a fear tactic used by the androids to control humans). The choreography could centre on a what could happen (according to Karen and the Safety 'Police') if humans ignore their safety message. The humans could receive awards for the Safety Police for following their direction.
A Little Mischief	Martha and the Mischief Makers create a scene of chaos in this song. The verses should be full of pranks and laughter. The chorus could include the

	use of four placards that have a letter on one side (G.O.A.T) and the full word on the other (Greatest. Of. All. Time). These can be turned around at the appropriate moments in the chorus.
When the Fires Go Out	The verses are predominately an interaction between Māui and Mahuika (supported by the fire dancers). The message in the chorus describes the reaction of the people in Māui's pā to his extinguishing all of their fires. Consequently, it may be more feasible to pre-record a video of the villagers' angry reaction to Māui putting out their fires and have this play during the choruses.
Live Forever	Hine Nui te Pō could be represented as a cave in front of which Māui and the Rainbow Dancers perform the song and dance (before exiting the stage through the cave to signal that the battle with Hine Nui te Pō was lost). The verse actions could mimic the lyrics. In the chorus the Rainbow Dancers could perform a celebration dance of what might happen if death was conquered.
You're Not the Boss of Me	As the closing song of the musical, this is an upbeat celebration song. Throughout the song epilogue slides will be shown on the screen and the full cast (if possible) will be on stage. Depending on numbers, it might not be possible to have much movement. The core message is that the battle of control with the androids has been won and that humans are once again able to live their lives free of control.






## Costumes

As with other aspects of the musical, costume design is at the discretion of the Director. The choice of costumes will be influenced by what time period you decide to set Māui and his entourage when they appear before the panel. For example, you could take an approach that has them dressed in traditional Māori costumes e.g. pui piu, feather cloaks etc. Alternatively, you might decide to match them to the modern costumes of 2050 to match the panel. Either, or anywhere in between, are valid options for the musical. The suggestions that follows are for a more traditional theme of the costumes.

### Group Costumes

The suggestions below are possible starting points for costume design for the groups.

The Legends	
-------------	--

<p>Kūmara Blues</p>	
<p>Kaihao Ika (fishermen/fisherwomen)</p>	
<p>Free Range Humans</p>	
<p>Sun Tamers</p>	
<p>Mischief Makers</p>	



Safety Police	
Fire Dancers	
Rainbow Dancers	

## Main Characters

Rather than provide specific costume suggestion, the following section gives some basic themes that could be incorporated into the costumes of the main characters.

Name	Themes for incorporation into costumes
Māui Tikitiki (Māui)	Courage, leadership with a good dose of mischief.
Mahuika (Goddess of Fire)	Mahuika laments the loss of her source of fire. She often finds herself looking at her nails and remembering the fire (and power) that used to come from them.
Muri-rangi-whenua (Muri)	Muri is elderly and looks frail. Behind the time worn body is a kind soul who wants the legends of Māui to endure.


Ruaki	A rascal of a dog. Muri loves his companionship and puts up with Ruaki's lack of house training and his addiction to stealing slippers. In short, Ruaki is loveable rogue.
Lady Sarah Snuffleton-Penny-Fairweather (Lady Sarah)	Full of airs and graces, Lady Sarah is immensely powerful through her ownership of Genesis (the AI and Robotics company). She appears completely human, despite being an android.
Lord Mortimer Snuffleton-Penny-Fairweather (Lord Mortimer)	Lord Mortimer is elitist in the extreme. He is a stuffy traditionalist who never challenges Lady Sarah's authority.
Karen McSweeney	Humourless and dour. Karen can't see past the importance of her role of Health and Safety. She is inflexible and officious.
Rupert Marsh	His addiction to gaming undermines his ability to do his job properly. The panel tolerate him, but he is easily the least committed to the cause of W.O.K.E.
Nan Tuckett	Nan is elderly, and spends most of the day napping (because Lady Sarah keeps giving her sleeping pills). Unlike the rest of the panel, she is a human. This shows through in her compassion for Māui (which is not evident in the other panel members).
Martha Mischief	Young, vibrant and fun loving. Martha is loved by all the mischief makers. If there's fun to be had, Martha will be close by.
Te Rā	Conservative, grumpy and emotionally manipulative. Te Rā attempts to resist any efforts to have him change his ways.
Hine nui-te-po (Goddess of Death)	Scary, angry and threatening. She kills Māui in his quest for immortality. Needs a black cloak to cover Māui with (to signify his death)
Hina	Ever faithful to the cause of Māui's legends. Hina is like an 'undercover agent' as she unearths the truth about the panel members.
(Māui) Taha, Roto, Pae and Waho	Lazy, fearful but still capable of taking undue credit for Māui's achievements. Jealous of Māui's achievements
Andy01	A very old fashioned android. Andy is clunky and unsophisticated. Even to the uninitiated, he is clearly an android.

#### Small School Version – additional characters

Sam	Unofficial leader of the free range humans. Inquisitive but scared into being controlled by Lady Sarah.
Robin Hood	Takes great pleasure in stealing from the rich to give to the poor.

## PowerPoint Slides

Your license allows your school to use, and reproduce, the cover image for Māui Unmasked for inclusion in the musical e.g., as the title slide for the Musical. The image may also be used on programmes and for promotional purposes.























Many schools also incorporate AV slides as a simple way of creating/enhancing the atmosphere in scenes (suggestions for potential slides sourced from [www.iStockphoto.com](http://www.iStockphoto.com) are outlined in appendix (i)). Alternatively, you could utilise original art by children for this purpose.

### Appendix (i) Photos for slides at iStockphoto.com

**Note: Fees will apply to any images you download from iStockphoto.com**

Scene	Photo	i stock QR code
Opening		N/A - Supplied as part of license

1. The Story so Far		
2. The Kūmara Patch		
3. Fishing Up Te Ika-a-Māui		
4. Exercise Time		
5. Longer Days		
6. Stop Digging		
7. G.O.A.T.		
8. When the Fires Go Out		

9. The Ultimate Prize		
10. The Verdict		

SAMPLE