



Director's Notes

Intermediate/Middle School

1. Introduction

This version of Star Maker is written specifically for Intermediate and Middle School age children (Years 7-8). A separate version is available for Secondary School age children (the scripts and songs are not interchangeable between versions).

Your licence includes significant resources to enable you to put on a show that best matches the skills and abilities of the children participating and the budget/resource constraints that many schools face.

The script offers the opportunity for 66 one line parts in addition to the main characters. If the musical is being undertaken by a smaller group, then these one line parts can easily be combined.

The themes explored in Star Maker are directly applicable to students because the issues are many of the current challenges they face (self-image, social media, culture of the celebrity, commercial exploitation, close friendships, and family bonds).

2. Download files

Your download from the school musicals website includes the following resources:

- 10 practise songs in MP3 format (*please note this version is not for use in performances*).
- 10 backing tracks (including backing vocals) in WAVE format – this version is for use in performances. (WAVE files are much higher quality than MP3).
- Musical notation and guitar chords for 10 song melodies. (This notation is provided as a reference for music teachers).
- Script.
- Lyrics,
- Director's notes.
- Star Maker cover image.
- School Musicals logo (for use in promotions, programmes etc).

3. Characters

There are 12 characters in the performance comprising six singing principals (Carrie, Anna, Digga, Cole, Dr Danny, and Aurora), three acting principals (Sandy, Peter, and Vera) and three supporting principals (Lenny, Shamus, and Barry).

The production can be undertaken with a minimum of six ensemble members (assuming two groups of three alternate between scenes). Ideally the ensemble members would be competent in singing and very basic dancing (rock step, line dancing, elementary hip hop etc).

Name	Role	Brief description	Scenes
Carrie Michaels (Daughter of Sandy and Peter, best friend of Anna.)	Singing/acting	Carrie fashion sense is 'very individual' and she does not conform to the traditional standards of beauty. She is earnest in her efforts to help those less	1,3,4,5,7,8,9,10,11,12

		<p>fortunate and her friendship with Anna is extremely important to her.</p> <p>Although Carrie becomes a global superstar as the face of Natural Beauty, she couldn't care less about being famous. Her motivation for signing with TaleNT is to give all the money she earns to the city's soup kitchens.</p>	
Sandy Michaels (Joint narrator, Peter's wife and Carrie's mother)	Acting	<p>Sandy is an 'old fashioned' mother with very traditional values. She dresses in the same way her home is decorated – function ahead of fashion.</p> <p>Sandy's relationship with Peter is solid although she wishes he shared her 'deeper understanding of the universe'.</p>	1,3,5,6,7,9,12
Peter Michaels (Joint narrator, Sandy's husband, and Carrie's father)	Acting	<p>Carrie gets her earnest nature from Peter who works as an accountant. He has always been fascinated with the law – hence his helping out at the Citizen's Advice Bureau.</p> <p>At home he loves nothing more than to watch sport uninterrupted on the TV (but that very rarely happens).</p>	1,3,5,6,7,9,12
Anna Sussanah (Carrie's BFF)	Singing/acting	<p>Anna is Carrie's lifelong friend; they both attend the same school and spend every spare moment together.</p>	1,3,10,11,12
Digga McDigger (Talent agent at TaleNT)	Singing/acting	<p>Digga is big and brash. It is difficult to know whether self-interest or self-delusion is Digger's strongest trait. He is hopeless with money and long term relationships. His one saving grace is that none of the harm he causes is motivated by any malice. If you were being generous, you might call him a 'loveable rogue.'</p>	2,3,4,5,6,7,8,9,10,11,12
Cole Cash (Digga's Assistant who is promoted to CEO TaleNT after Vera is fired)	Singing/acting	<p>Cole is highly educated, and an expert in social media but in his role as Digga's assistant all he gets to do is tidy up the messes that Digga makes.</p> <p>He has an ambition to be a country singer but his penchant for 'old school' country songs</p>	2,3,6,7,8,9,10,11,12

		severely hampers his chances of success. When he becomes CEO, he is a much fairer boss than Vera Martelli, but he is still very much a 'company man.'	
Vera Martelli (CEO TaleNT)	Acting	Hardnosed, single minded and untrustworthy. Vera has been bought in to turn around TaleNT's fortunes. Her 'win at all costs' approach eventually leads to her being fired.	2,3,6,7,12
Aurora Ryver (CEO Natural Beauty)	Singing/acting	Aurora presents as a new-age missionary, but in behind that façade is a smart and highly motivated businesswoman. As the CEO of Natural Beauty, she has grown the company from a start-up to a global brand.	7,12
Dr Danny Dejavu (Cosmetic surgeon)	Singing/acting	Danny is a massive fan of 1980s Heavy Metal Bands, and nothing can dissuade him from placing Guns and Roses at the top of his favourites list. He lost his medical license for a while after a botched operation but has recently regained it. He only works to save money to fund a re-union tour of Guns n Roses.	5,7,12
Lenny Leitch (Paparazzi leader)	Rapping/acting	The paparazzi leader is the loudest and most obnoxious of the pack. He/she would 'sell their grandmother if it meant they could make a \$.	9,12
Shamus Lorebender (Head Lawyer TaleNT)	Acting	Devoid of a sense of ethics, Shamus uses confusion, diffusion, and obfuscation to win legal battles. He is the quintessential 'big city' lawyer. His motto is 'if you can't prove it then it didn't happen.'	12
Barry Bignote (Chairman TaleNT)	Acting	Authoritative and focused on making TaleNT successful again.	7,12
Support roles			
Voices only (<i>can be a recording</i>)			
Receptionist			9,12
Police Sergeant			12

4. Organisation of Groups

The staging of Star Maker is flexible to accommodate ensembles of various sizes. Productions with a small ensemble can elect to have a small number of participants in each scene and/or utilise the same ensemble members in multiple groups:

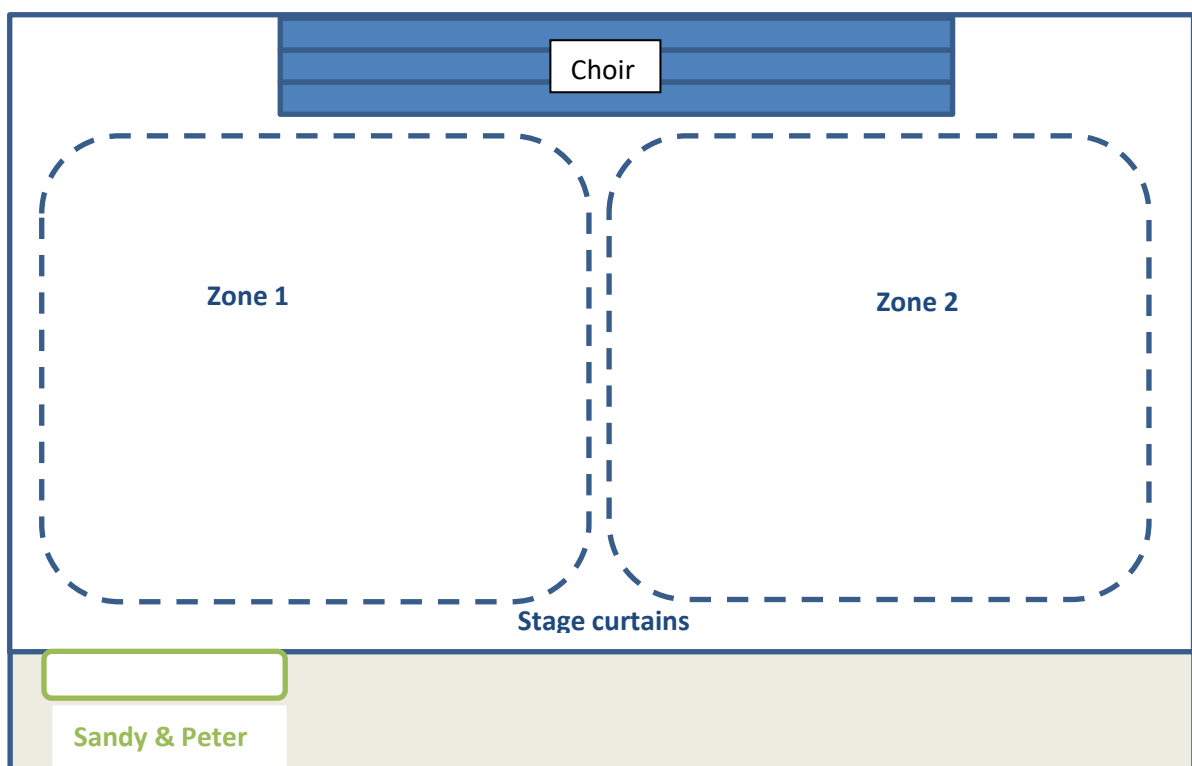
1. Campers,
2. Cowgirls/boys,
3. Vagabonds,
4. The names,
5. Medical staff,
6. Butterflies,
7. I.T. crew,
8. Paparazzi, and
9. Black cape dancers.

5. Stage Set Up

As with all aspects of the musical, the staging is ultimately the Director's decision. Some general guidelines include:

- The narrators (Sandy and Peter) could be permanently positioned to the side of the stage and in front of the curtains,
- The choir could be positioned at the back of the stage (in tiered seating),
- The stage could be segmented into two zones where required, and
- At least one AV screen for PowerPoint slides.

Figure 1. Possible Stage Set-up



6. The Choirs

The Intermediate/Middle school version of the musical is designed to utilise two separate choirs. In Act One (scenes 1-6) the children in groups 6-9 form the choir, while groups 1-5 participate in the scenes. In Act Two the groups swap over, with groups 1-5 forming the choir while 6-9 participate in the scenes. Everyone comes onto stage for the final song in scene 12.

Grandstand set up – Act One

Group	Line
Butterflies	1
I.T. Team	2
Paparazzi	3
Black Cape Dancers	4

Backstage positions for other groups– Act One

Group	Line
Campers	Scene 1
Cowgirls/boys	Scene 2
Vagabonds	Scene 3
The Names	Scene 4
Medical staff	Scene 5

Grandstand set up – Act Two

Group	Line
Campers	1
Cowgirls/boys	2
Vagabonds	3
The Names	4
Medical staff	5

Backstage positions for other groups – Act Two

Group	Line
N/A	Scene 6
Butterflies	Scene 7
I.T. Team	Scene 8
Paparazzi	Scene 9
Black Cape Dancers	Scene 10
N/A	Scene 11&12

7. Groups, Scenes, Songs

Act One

Scene	Group (# in group)	Song	Type of Item
1. Home base	Campers	Two Odds Make an Even	Song
2. Second chance	Cowgirls/boys	Second Chance	Song/dance
3. The deal is done	Vagabonds	Scratch My Back	Song/dance
4. The transformation begins	The names	What's in a Name	Song/dance
5. Operation time	The medical staff	Ticket to Fly	Song/dance
6. A Glimmer of Hope	N/A	N/A	N/A

Optional half time break

Act Two

7. Natural Beauty	Butterflies	Sacred Light	Song/dance
8. Fame takes off	I.T. Team	Algorithm	Song/dance
9. Paparazzi trouble	Paparazzi	Paparazzi	Song/dance
10. Rock bottom	Black cape dancers	Empty Inside	Song/dance
11. Where's the Contract	N/A	N/A	N/A
12. The Showdown	Everyone	Southern Lights	Song/dance

8. Song Parts

Skills and confidence in singing vary amongst children. The following suggestions assume that there are children who are confident and competent to take either a solo or duet part. If this is not feasible with your cast, then the solo parts can be taken jointly amongst the group on stage and/or the choir.

Name of song	Suggested Parts
1. Two Odds Make an Even	<ul style="list-style-type: none"> Carrie and Anna sing V1, Choir and Campers join in chorus Carrie, Anna, and Campers sing V2 Choir and Campers join in chorus Choir, Carrie and Anna sing bridge Everyone sings last chorus
2. Second Chance	<ul style="list-style-type: none"> Cole sings V1 Cole and Cowgirls/boys sing V2 Everyone sings from V3 onwards
3. Scratch my back	<ul style="list-style-type: none"> Digga sings 1st half of V1 Cole joins in 2nd half of V1 Everyone joins in chorus Digga, Cole and the Vagabonds sing V2

	<ul style="list-style-type: none"> • Everyone joins in chorus
4. What's in a Name	<ul style="list-style-type: none"> • Digga and Carrie sing 1st chorus • Digga and Names sing 1st verse • Choir Digga, Carrie and names sing 2nd chorus • Carrie and Names sing 2nd verse • Everyone sings final chorus
5. Ticket to Fly	<ul style="list-style-type: none"> • Dr Danny sings V1 • Everyone sings 1st chorus • Dr Danny and I.T. team sing V2 • Everyone sings final chorus

Optional half time



Name of song	Suggested Parts
6. Sacred Light	<ul style="list-style-type: none"> • Aurora sings V1 • Aurora and Butterfly Dancers sing V2 • Everyone sings V3
7. Algorithm	<ul style="list-style-type: none"> • I.T. team sing V1 • Everyone sings chorus • I.T. team sings v2 • Everyone sings chorus
8. Paparazzi	<ul style="list-style-type: none"> • Paparazzi sing 1st chorus • Lenny Leitch raps 1st verse • Everyone sings 2nd chorus • Lenny Leitch raps 2nd verse • Everyone sings 3rd chorus • Paparazzi sing bridge • Everyone sings last chorus
9. Empty Inside	<ul style="list-style-type: none"> • Carrie sings V1 • Carrie and Black Cape Dancers sing 1st chorus • Carrie and Black Cape Dancers sing V2 • Everyone sings 2nd chorus • Carrie and Black Cape Dancers sing V3 • Everyone sings last chorus
10. Southern Lights	<ul style="list-style-type: none"> • Carrie, Anna, Peter, Sandy, Digga, Cole, Shamus, sing V1 • Everyone sings 1st chorus onwards











9. Dances








Song	Group	Possible choreography
1. Two Odds Make an Even	Campers	<i>In the first verse the campers could circle/orbit Carrie and Anna to mimic their orbiting of the earth. In the chorus the campers could divide into groups of uneven numbers and then come together to form an orderly 'even' group. In the second verse the campers could start marching down an imaginary road and scatter in all directions as they dodge imaginary oncoming traffic. The bridge could be a bit of a 'send up' with the campers dramatically emphasising the concepts of beauty through facial symmetry and therefore not taking themselves too seriously</i>
2. Second chance	Cowgirls/boys	<i>This song lends itself to some good old fashioned line dancing. The actual choreography could be based on the cowboy hustle – this may need to be simplified depending on the skills and experience of the dancers. A version of the cowboy hustle is available on YouTube (Cowboy hustle).</i>
3. Scratch my Back	Vagabonds	<i>In the first verse the Vagabonds play along with Digga's lyrics and act out being transformed into stars by Digga's magic touch, they imagine themselves as the stars e.g., Kate Hudson, Brad Pitt etc. In the chorus they form a circle and scratch each other's backs to the beat of the song. In the second verse they mime to the lyrics. During the instrumental the back scratching continues but the circle moves closer together and bunches up. During the last chorus the circle moves back out again.</i>
4. What's in a Name?	The names	<i>The names keep trying out new combinations during the song.</i>
5. Ticket to Fly	The medical staff	<i>In verse 1 the medical staff start with a version of the rock step (Rockstep). As the song progresses, they move through a series of cliché heavy metal signature moves such as the windmill, the chop, the stomp, duck walk etc (see Heavy Metal moves for some ideas - note stage diving NOT SUGGESTED OR RECOMMENDED!)</i>
6. Sacred Light	Butterflies	<i>In the first line of verse one, they all crouch down in a circle, facing the flower. In the second line the butterflies spread their wings and start to move in a circle around the flower. In the third and fourth lines, the butterflies fly freely around the stage before returning to the flower for the second verse. Verse two begins with the butterflies all moving in close to the flower (on line 1) and then out again (on line 2). In the third and fourth lines, all the butterflies fly freely around the stage again before returning to flower. <i>In the instrumental, the shadow of Carrie is seen dancing behind a back lit sheet, Carrie comes out from behind the screen and dances freely with the butterflies for the last verse. When the outro begins, Aurora joins the group, and they all form a</i></i>

		circle around the flower with the butterflies slowly flapping their wings before flying off stage).
7. Algorithm	I.T. team	The I.T team are not renowned for their dance moves. However, because of its restricted movements they are actually quite good at the robot dance, so this is what they do throughout the whole song. The moves for a basic robot dance are on the following video (Robot dance)
8. Paparazzi trouble	Paparazzi	From the attached YouTube link use steps one and then two in the chorus, use step 3 in the verse. Freestyle the camera shoot in the bridge. (Paparazzi dance)
9. What Have I Done	Black cape dancers	Dance suggestions – Verse 1 – a single cape dancer moves around the stage with cape at side. In the chorus, the lone dancer is surrounded by the others as they form a circle around her/him. They move into the centre and back and then sway their capes from side to side. Verse 2. The single cape dancer moves away from the group, but the others follow and swarm all over her/him (like Facebook friends). The chorus movements are repeated. Verse 3 – the single dancer moves away from the group again. The other dancers flow towards her/him and make movements as if soothing the pain. The final verse is a repeat of the others but on the last line the other dancers leave the stage, and the single dancer follows.
10. Southern Lights	Everyone	Verse 1 and 2: line 1 and 2 – Basic hip hop step #1 (step touch), line 3 and 4 – Basic hip hop step #2 (body rock). Chorus line 1-3 – Basic hip hop step #3 (Hop n head), lines 4-6 – Basic hip hop step #4 (Kick ball change). Use more of the arms for step 3 and 4 as the song progresses – You tube video - https://www.youtube.com/watch?v=Z3Z6Qii-q2Y).

10. Stage Props

Scene	Stage Scene	Props
1. Home Base	<ul style="list-style-type: none"> • Michaels' living room <ul style="list-style-type: none"> ○ Floral sofa, ○ Tall lamp ○ Coffee table, ○ Old TV (only seen from the back) • Camping <ul style="list-style-type: none"> ○ Artificial campfire 	<ul style="list-style-type: none"> • iStock slides  • Photo album • Carrie and Anna's mobile phones • Book of "Wonderment for Working Women"
2. Second Chance	<ul style="list-style-type: none"> • Vera's office <ul style="list-style-type: none"> ○ Large desk ○ One chair behind desk 	<ul style="list-style-type: none"> • iStock slides  • Envelopes • Stetson type hats (Digga and Cole)

	<ul style="list-style-type: none"> ○ Two smaller chairs in front of desk ● Soup kitchen <ul style="list-style-type: none"> ○ steps 	
3. The Deal is Done	<ul style="list-style-type: none"> ● Michaels' living room <ul style="list-style-type: none"> ○ As before ● Soup kitchen <ul style="list-style-type: none"> ○ Steps ○ Table ○ 4 chairs 	<ul style="list-style-type: none"> ● iStock slide  ● Half knitted supporters scarf ● Carrie and Anna's mobile phones ● Back scratchers (optional) ● Contract and pen
4. The Transformation Begins	<ul style="list-style-type: none"> ● TaleNT meeting room <ul style="list-style-type: none"> ○ Chairs ○ Long table ○ Photos of Jamie Foxx, Elton John and Bruno Mars on wall 	<ul style="list-style-type: none"> ● iStock slides   ● Contract
5. Operation Time	<ul style="list-style-type: none"> ● Michaels' living room <ul style="list-style-type: none"> ○ As before ● TaleNT meeting room <ul style="list-style-type: none"> ○ As before ● Meeting room for operation ADD; <ul style="list-style-type: none"> ○ Bed ○ Mock monitoring equipment ○ Poster with surgical procedure ○ Fake door labelled 'operating theatre' 	<ul style="list-style-type: none"> ● iStock slides    ● Half knitted supporters scarf ● Guitars (optional) ● Clipboard with expense authorisation form and pen ● Dr Danny's operation chart
6. A Glimmer of Hope	<ul style="list-style-type: none"> ○ Michaels' living room as before: ○ ADD covered bird cage ● Vera's office <ul style="list-style-type: none"> ○ As before 	<ul style="list-style-type: none"> ● iStock slide  ● Book of "Wonderment for Working Women" ● Beauty trends magazine
7. Natural Beauty	<ul style="list-style-type: none"> ● Michaels' living room <ul style="list-style-type: none"> ○ As before but – ○ Parrot cage door is open ○ Rubbish bin (labelled zero waste) ● Meeting room 	<ul style="list-style-type: none"> ● iStock slides    ● Parrot feathers ● Parrot's feet (chicken feet?) ● Aurora's mobile phone






	<ul style="list-style-type: none"> ○ Now set up as a model runway with seats on either side ○ Backlit sheet (for Carrie to initially dance behind) 	<ul style="list-style-type: none"> ● Magazine (for Dr Danny to hide his face behind) ● Oversize sunglasses, wide brimmed hats, and scarves for models ● Flower (for butterflies to dance around)
8. Fame Takes Off	<ul style="list-style-type: none"> ● Cole's office (same as Vera's office) 	<ul style="list-style-type: none"> ● iStock slides   ● Report (for Digga to read from) ● Cole's mobile phone ● Wallet and credit card (for Digga)
9. Paparazzi Trouble	<ul style="list-style-type: none"> ● Meeting room <ul style="list-style-type: none"> ○ Table ○ Chairs ○ Laptop computer ○ Two decorative swords on the wall 	<ul style="list-style-type: none"> ● iStock slide  ● Cole's mobile phone ● Voice over recording – receptionist – (optional)
10. Rock Bottom	<ul style="list-style-type: none"> ● Cole's office (as before) 	<ul style="list-style-type: none"> ● iStock slides   ● Cole's mobile phone ● Voice over recording -conscience – (optional)
11. Where's the Contract	<ul style="list-style-type: none"> ● Cole's office (as before) 	<ul style="list-style-type: none"> ● iStock slide  ● Cole's mobile phone ● Anna's mobile phone
12. The Showdown	<ul style="list-style-type: none"> ● Cole's office (as before) 	<ul style="list-style-type: none"> ● iStock slide  ● Anna's mobile phone ● Recording of Digga's message ● Copy of Carries contract for Peter ● Peter's mobile phone ● Book of "Wonderment for Working Women"





11. Costumes

As with other aspects of the musical, costume design is at the discretion of the Director.

11.1 Group Costumes

The suggestions below are possible starting points for costume design for the groups.

Campers		
Cowgirls/boys		
Vagabonds		
The Names		Use square cardboard box
Medical Staff		

Butterflies	
I.T. Team	
Paparazzi	
Black cape dancers	

11.2 Main Characters


Rather than provide specific costume suggestion, the following section gives some basic themes that could be incorporated into the costumes of the main characters.

Name	Themes for incorporation into costumes
Carrie Michaels	Unconcerned with her image.
Sandy Michaels	1970s homemaker.
Peter Michaels	Conservative with 'lashings of cardigan' (with elbow protectors)

Anna Sussanah	Androgenous
Digga McDigger	Flashy and full of 'bling'.
Cole Cash	Cole is clever but also 'a bit beige'. The complete opposite of Digga.
Vera Martelli	High end corporate 'I'm the Boss! Fashion.
Aurora Ryver	A picture of 'middle class, new age purity' – probably dressed in white flowing clothes.
Dr Danny Deja vu	Black 'heavy metal T shirt underneath a white medical coat.
Lenny Leitch	Matches the other paparazzi except everything is more extreme e.g. bigger long range lens than others.
Shamus Lorebender	Very particular. Arrogant. Dressed in a pin stripped suit. Possibly wears glasses and a bow tie.
Barry Bignote	A power dresser in the traditional corporate sense. Wears a dark suit, red tie and white shirt.











12. PowerPoint Slides









Your license allows your school to use, and reproduce, the image for The Star Maker Musical image for inclusion in the musical e.g., as the title slide for the Musical. The image may also be used on programmes and for promotional purposes. Text can be added to this image to create posters etc.



Many schools also incorporate AV slides as a simple way of creating/enhancing the atmosphere in scenes (suggestions for potential slides sourced from www.iStockphoto.com are outlined in this section. Alternatively, you could utilise original art/digital images by students for this purpose.














Note: Fees will apply to any images you download from iStockphoto.com

Scene	Photo	link	QR Code
Opening		N/A - Supplied as part of license	N/A
1.Home Base		Michaels' home	
		Campfire	
2. Second Chance		CEO's Office	
		Cowgirls/boys	
3. The Deal is Done		Soup Kitchen	

4. The Transformation Begins		Meeting Room	
		Rebranding	
5. Operation Time		Heavy Metal Band	
		Medical Staff	

Optional half time break

6. A Glimmer of Hope		CEO's Office	
7. Natural Beauty		Catwalk	

		Butterflies	
8. Fame takes Off		CEO's Office	
		Computer Code	
9.Paparazzi Trouble		Paparazzi	
10.Rock Bottom		Dark tunnel	
11. Where's the Contract		Contract	
12. The Showdown		Aurora Australis	